

FOR LEASE

2280 ALAHAO PLACE

Honolulu, HI 96819

35,434 - 75,942 SF

Adjacent to freeway, airport and harbor

- 10 roll up doors • 20-30' clear heights
- Steel frame • Roof vents

ANTHONY PROVENZANO (B) SIOR, CCIM
+1 808 387 3444
aprovenzano@chaneybrooks.com


KELLY A. VEA (S)
+1 808 489 2703
kvea@chaneybrooks.com

ROBERT ZUQI HUANG (S)
+1 808 358 6217
rhuang@chaneybrooks.com



**CUSHMAN &
WAKEFIELD**

ChaneyBrooks



Location:	Honolulu
Unit A:	35,434 SF
Unit B:	40,509 SF
Total:	75,942 SF
Parking:	40+ Stalls
Base Rent:	\$1.30/SF/Mo
Estimated CAM:	\$0.30/SF/Mo
Zoning:	I-2
Term:	7+ Years

PROPERTY HIGHLIGHTS

Large industrial space now available for lease in Honolulu. Located at the corner of Sand Island Access Road and Nimitz Highway. Approximately a 5-minute drive to both Honolulu Harbor and Daniel K. Inouye International Airport. 1-minute drive to Nimitz Highway and H1, both major roadways.

Ample parking and yard space ideal for a variety of industrial users. The building's open floorplan boasts pitched ceiling heights approximately 20' to 30' complimented by 10 roll up doors. Two-story office with a restroom allows for an easy move in. Space can be divided into two sections, Unit A and Unit B. New roof coating recently completed with 20 year warranty.

Great opportunity for a business looking to stay in the core industrial section of Honolulu.

A DRIVING WORKFORCE

Located near the Daniel K. Inouye International Airport, Honolulu Harbor, and the Central Business District.



POPULATION

19,603

Within 1 Miles

151,372

Within 3 Miles

290,485

Within 5 Miles



AVG. INCOME

\$88,069

Within 1 Miles

\$101,359

Within 3 Miles

\$99,021

Within 5 Miles



HOUSEHOLDS

4,544

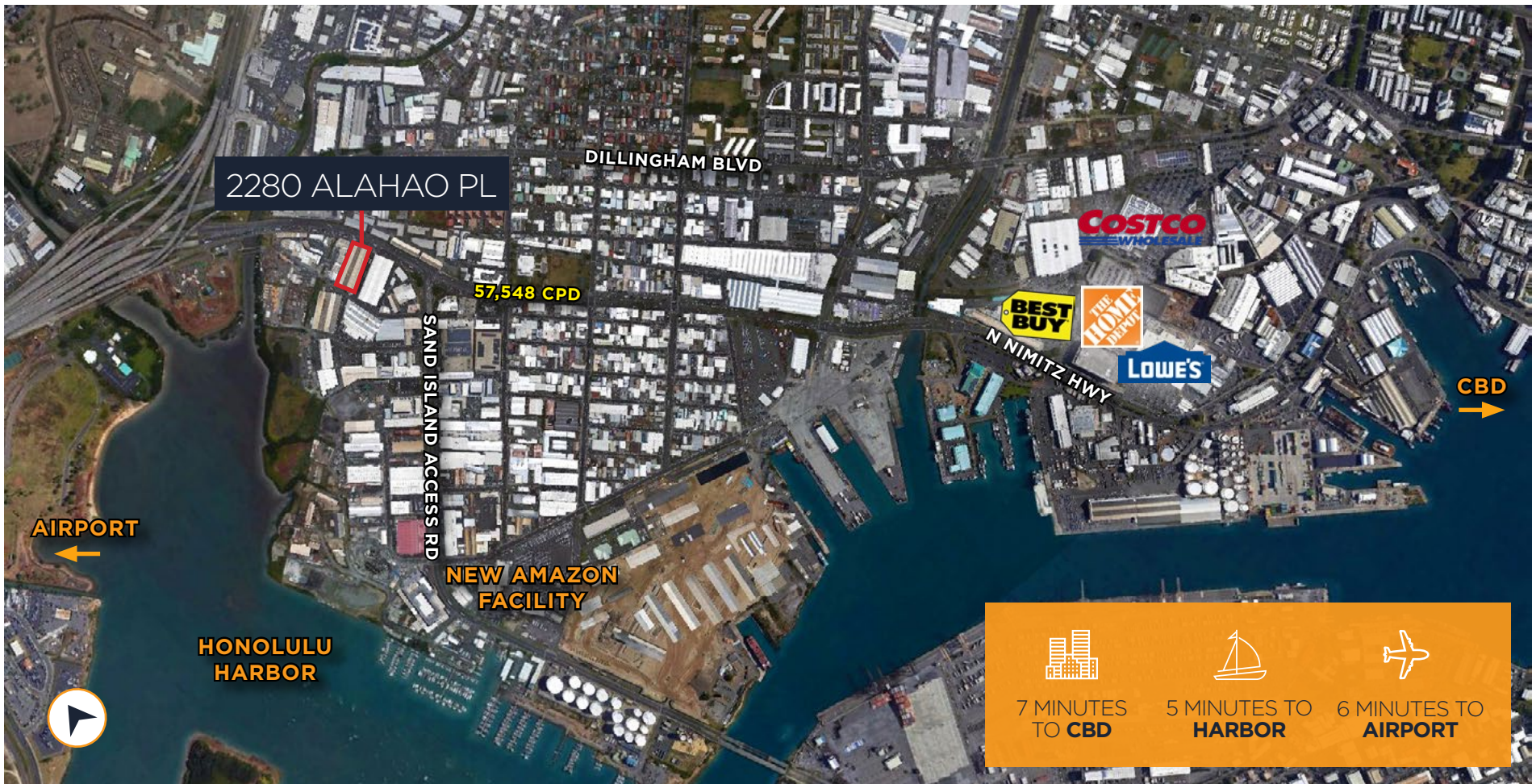
Within 1 Miles

48,428

Within 3 Miles

107,777

Within 5 Miles



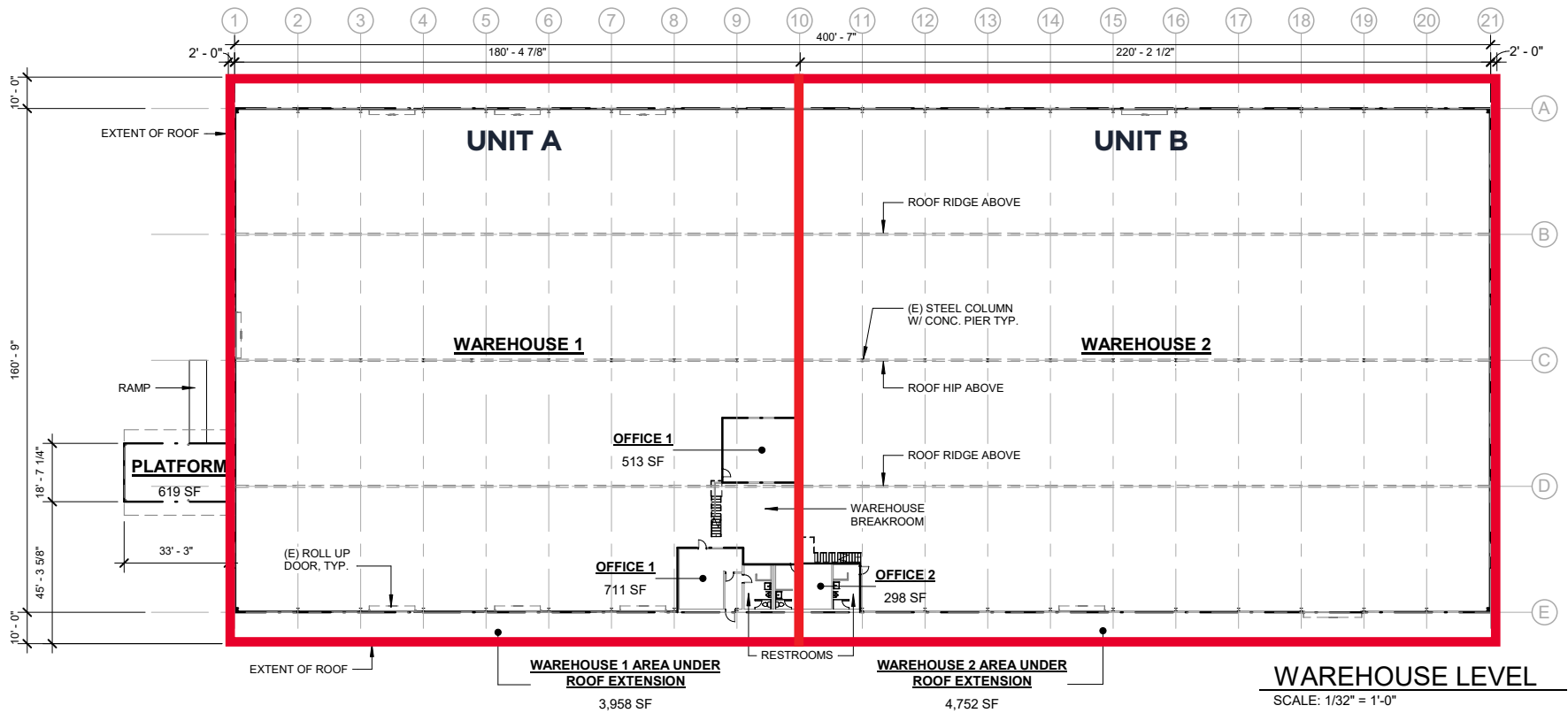
CUSHMAN & WAKEFIELD

ChaneyBrooks

SITE MAP

UNIT A	
Warehouse:	33,589 SF
Mezzanine & Office:	1,845 SF
Total:	35,434 SF

UNIT B	
Warehouse:	39,866 SF
Office:	298 SF
Mezzanine:	345 SF
Total:	40,509 SF




WAREHOUSE LEVEL

SCALE: 1/32" = 1'-0"

Drawing not to scale





CONTACT US FOR MORE INFORMATION

ANTHONY PROVENZANO (B) SIOR, CCIM
+1 808 387 3444
aprovenzano@chaneybrooks.com

KELLY A. VEA (S)
+1 808 489 2703
kvea@chaneybrooks.com

ROBERT ZUQI HUANG (S)
+1 808 358 6217
rhuang@chaneybrooks.com

1440 Kapiolani Boulevard Suite 1010
Honolulu, Hawaii 96814
www.chaneybrooks.com

Independently Owned and Operated / A Member of the Cushman & Wakefield Alliance

©2024 Cushman & Wakefield ChaneyBrooks. All rights reserved. The information contained in this communication is strictly confidential. This information has been obtained from sources believed to be reliable but has not been verified. NO WARRANTY OR REPRESENTATION, EXPRESS OR IMPLIED, IS MADE AS TO THE CONDITION OF THE PROPERTY (OR PROPERTIES) REFERENCED HEREIN OR AS TO THE ACCURACY OR COMPLETENESS OF THE INFORMATION CONTAINED HEREIN, AND SAME IS SUBMITTED SUBJECT TO ERRORS, OMISSIONS, CHANGE OF PRICE, RENTAL OR OTHER CONDITIONS, WITHDRAWAL WITHOUT NOTICE, AND TO ANY SPECIAL LISTING CONDITIONS IMPOSED BY THE PROPERTY OWNER(S). ANY PROJECTIONS, OPINIONS OR ESTIMATES ARE SUBJECT TO UNCERTAINTY AND DO NOT SIGNIFY CURRENT OR FUTURE PROPERTY PERFORMANCE.

